



12W AC-DC Reliable Green Medical Adaptor

**GSM12E** series

( Cable connection )



( USB connection )



### ■ Features

- Universal AC input / Full range
- Medical safety approved (2 x MOPP) according to BS EN/EN60601-1/BS EN/EN60601-1-11
- Extremely low leakage current
- No load power consumption < 0.075W (< 0.1W for 18V/48V)
- **Energy efficiency Level VI**
- -20~+70°C wide range working temperature
- Class II power (no earth pin)
- Protections: Short circuit / Overload / Over voltage
- Fully enclosed plastic case
- Various DC plug quick adapter accessory available (Plug kit sold separately, please refer to : [https://www.meanwell.com/upload/pdf/DC\\_plug.pdf](https://www.meanwell.com/upload/pdf/DC_plug.pdf))
- 3 years warranty

### ■ Applications

- Blood glucose meter
- Blood pressure meter
- Nebulizer
- Inhaler
- Portable medical device
- Sleep apnea devices

### ■ GTIN CODE

MW Search: <https://www.meanwell.com/serviceGTIN.aspx>

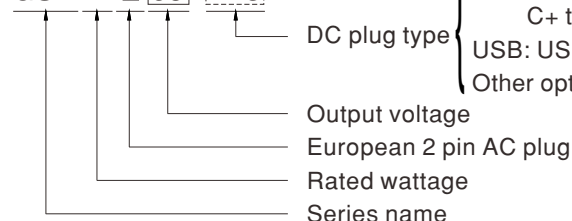
### ■ Description

GSM12E is a highly reliable, 12W wall-mounted style single-output green medical adaptor series, which is compact and convenient for carry. This product is equipped with the standard 2-pin European plug. GSM12E is a class II power unit (no FG), accepting the input range from 80VAC to 264VAC that it can satisfy the demands for various types of medical electrical devices. The circuitry design meets the international medical standards (2\*MOPP), having an ultra low leakage current (<100µA), fitting the medical devices in direct electrical contact with the patients.

With the working efficiency up to 87% and the extremely low no-load power consumption below 0.075W (< 0.1W for 18V/48V), GSM12E is compliant with EU ErP and meet CoC version 5 (Except for 18V/48V). The supreme feature allows the adaptor to save the energy when it is under either the operating mode or the standby mode. The entire series is approved for international safety regulations; moreover, it adopts the 94V-0 flame retardant plastic case that it can effectively prevent users from electric hazard.

### ■ Model Encoding

**GSM12E05-P1J**



- P1J: Plug for standard model, 2.1  $\psi$   $\times$  5.5  $\psi$   $\times$  11mm, C+ tuning fork type
- USB: USB(type A) for 5V model only
- Other options available by customer requested (see Page 4~5)

File Name: GSM12E-SPEC 2022-06-21



12W AC-DC Reliable Green Medical Adaptor

**GSM12E** series

## SPECIFICATION

ORDER NO.	GSM12E05-□ □=P1J USB	GSM12E07-P1J	GSM12E09-P1J	GSM12E12-P1J	GSM12E15-P1J	GSM12E18-P1J	GSM12E24-P1J	GSM12E48-P1J		
OUTPUT	SAFETY MODEL NO.	GSM12E05	GSM12E07	GSM12E09	GSM12E12	GSM12E15	GSM12E18	GSM12E24	GSM12E48	
	DC VOLTAGE <span style="float:right">Note.2</span>	5V	7.5V	9V	12V	15V	18V	24V	48V	
	RATED CURRENT	2.4A	1.6A	1.33A	1A	0.8A	0.66A	0.5A	0.25A	
	CURRENT RANGE	0 ~ 2.4A	0 ~ 1.6A	0 ~ 1.33A	0 ~ 1A	0 ~ 0.8A	0 ~ 0.66A	0 ~ 0.5A	0 ~ 0.25A	
	RATED POWER (max.)	12W	12W	12W	12W	12W	12W	12W	12W	
	RIPPLE & NOISE (max.) <span style="float:right">Note.3</span>	60mVp-p	60mVp-p	60mVp-p	80mVp-p	80mVp-p	80mVp-p	80mVp-p	100mVp-p	
	VOLTAGE TOLERANCE <span style="float:right">Note.4</span>	±5.0%	±5.0%	±4.0%	±3.0%	±3.0%	±3.0%	±2.0%	±2.0%	
	LINE REGULATION <span style="float:right">Note.5</span>	±1.0%	±1.0%	±1.0%	±1.0%	±1.0%	±1.0%	±1.0%	±1.0%	
	LOAD REGULATION <span style="float:right">Note.6</span>	±5.0%	±5.0%	±4.0%	±3.0%	±3.0%	±3.0%	±2.0%	±2.0%	
SETUP, RISE, HOLD UP TIME	500ms, 30ms, 16ms/230VAC      500ms, 30ms, 16ms/115VAC at full load									
INPUT	VOLTAGE RANGE <span style="float:right">Note.7</span>	80 ~ 264VAC      113 ~ 370VDC								
	FREQUENCY RANGE	47 ~ 63Hz								
	EFFICIENCY (Typ.)	80%	82%	82%	82.5%	84%	85%	85%	87%	
	AC CURRENT	0.4A / 115VAC      0.2A / 230VAC								
	INRUSH CURRENT (max.)	Cold start 30A / 115VAC      60A / 230VAC								
LEAKAGE CURRENT(max.)	Touch current < 100µA/264VAC									
PROTECTION	OVERLOAD	110 ~ 200% rated output power Protection type : Hiccup mode, recovers automatically after fault condition is removed								
	OVER VOLTAGE	110 ~ 140% rated output voltage Protection type : Clamp by zener diode, output short								
ENVIRONMENT	WORKING TEMP.	-20 ~ +70°C (Refer to "Derating Curve")								
	WORKING HUMIDITY	0 ~ 95% RH non-condensing								
	STORAGE TEMP., HUMIDITY	-20 ~ +85°C, 0 ~ 95% RH non-condensing								
	TEMP. COEFFICIENT	±0.03% / °C (0 ~ 40°C)								
	VIBRATION	10 ~ 500Hz, 2G 10min./1cycle, period for 60min. each along X, Y, Z axes								
SAFETY & EMC (Note. 8)	SAFETY STANDARDS	TUV BS EN/EN60601-1, BS EN/EN60601-1-11 (3.1 version), IS13252(Part1)/IEC60950-1(for USB only), EAC TP TC 004 approved GSM12E05-USB without BS EN/EN60601-1-11								
	ISOLATION LEVEL	Primary - Secondary: 2 x MOPP								
	WITHSTAND VOLTAGE	I/P-O/P:5656VDC								
	ISOLATION RESISTANCE	I/P-O/P:100M Ohms / 500VDC / 25°C/ 70% RH								
	EMC EMISSION	Parameter	Standard			Test Level / Note				
		Conducted emission	BS EN/EN55011 (CISPR11)			Class B				
		Radiated emission	BS EN/EN55011 (CISPR11)			Class B				
		Harmonic current	BS EN/EN61000-3-2			Class A				
		Voltage flicker	BS EN/EN61000-3-3			-----				
	EMC IMMUNITY	BS EN/EN55024, BS EN/EN60601-1-2, BS EN/EN61204-3								
		Parameter	Standard			Test Level / Note				
		ESD	BS EN/EN61000-4-2			Level 4, 15KV air ; Level 4, 8KV contact				
		RF field susceptibility	BS EN/EN61000-4-3			Level 3, 10V/m(80MHz~2.7GHz) Table 9, 9~28V/m(385MHz~5.78GHz)				
		EFT bursts	BS EN/EN61000-4-4			Level 3, 2KV				
		Surge susceptibility	BS EN/EN61000-4-5			Level 3, 1KV/Line-Line				
Conducted susceptibility		BS EN/EN61000-4-6			Level 2, 3V					
Magnetic field immunity		BS EN/EN61000-4-8			Level 4, 30A/m					
Voltage dip, interruption	BS EN/EN61000-4-11			>95% dip 0.5 periods, 30% dip 25 periods, >95% interruptions 250 periods						
OTHERS	LIFE	3 years : 100% load 40°C, 12hours / day								
	MTBF	400Khrs min. MIL-HDBK-217F(25°C)								
	DIMENSION	62.2*27.4*39.7mm (L*W*H)								
	PACKING	100g, 90pcs / 10kg / CARTON for cable connection ; 76g, 150pcs / 12.5kg / CARTON for USB connection								
CONNECTOR	PLUG	See page 4 - 5 ; other type available by customer requested								
	CABLE	See page 4 - 5 ; other type available by customer requested								
NOTE	<p>1.All parameters are specified at 230VAC input, rated load, 25°C 70% RH ambient.</p> <p>2.DC voltage: The output voltage set at point measure by plug terminal &amp; 50% load.</p> <p>3.Ripple &amp; noise are measured at 20MHz by using a 12" twisted pair terminated with a 0.1µf &amp; 47µf capacitor.</p> <p>4.Tolerance: includes set up tolerance, line regulation, load regulation.</p> <p>5.Line regulation is measured from low line to high line at rated load.</p> <p>6.Load regulation is measured from 10% to 100% rated load.</p> <p>7.Derating may be needed under low input voltage. Please check the derating curve for more details.</p> <p>8.The power supply is considered as an independent unit, but the final equipment still need to re-confirm that the whole system complies with the EMC directives. For guidance on how to perform these EMC tests, please refer to "EMI testing of component power supplies." (as available on <a href="http://www.meanwell.com">http://www.meanwell.com</a>)</p> <p>※ Product Liability Disclaimer : For detailed information, please refer to <a href="https://www.meanwell.com/serviceDisclaimer.aspx">https://www.meanwell.com/serviceDisclaimer.aspx</a></p>									

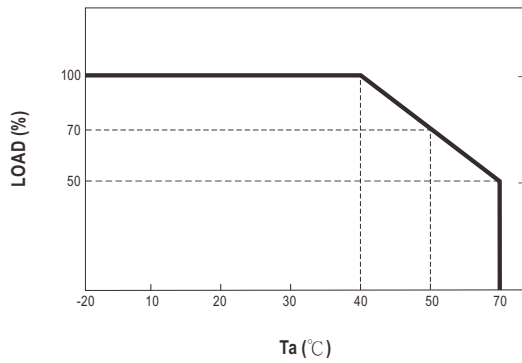
File Name:GSM12E-SPEC 2022-06-21



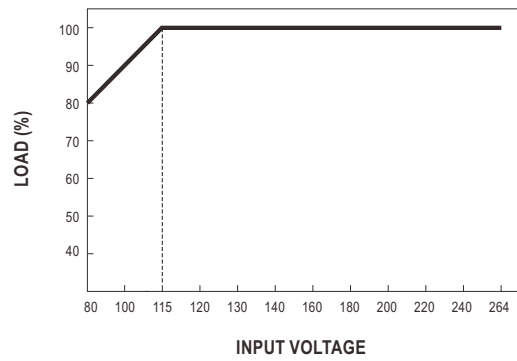
12W AC-DC Reliable Green Medical Adaptor

# GSM12E series

### Derating Curve



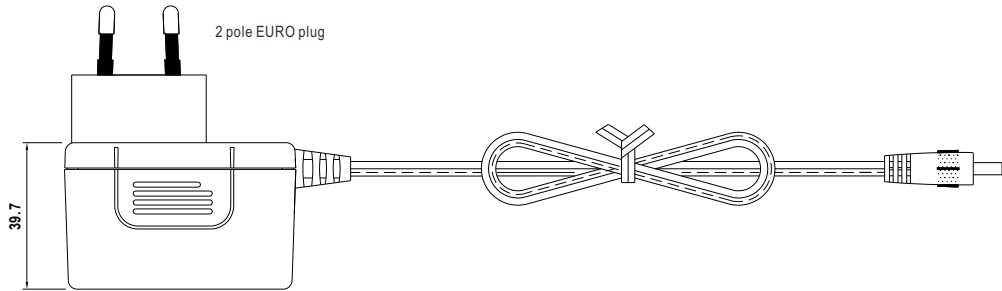
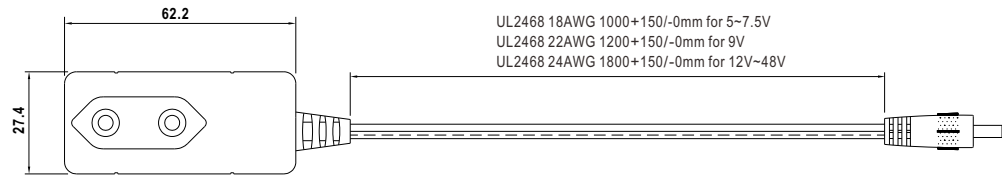
### Static Characteristics



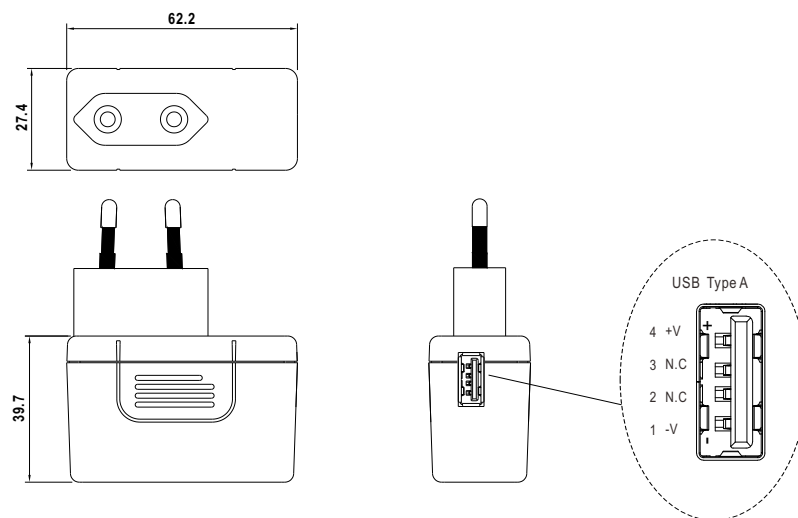
### Mechanical Specification

Unit:mm

#### ※ Cable Connection



#### ※ USB Connection



File Name:GSM12E-SPEC 2022-06-21



12W AC-DC Reliable Green Medical Adaptor

# GSM12E series

## DC output plug

☉ Standard plug: P1J

Unit:mm

P1J	Pin Assignment
	Outside  Inside

☉ DC plug changeable through:

- (1) Customization of the standard part with an optional DC plug according to the table (MOQ applicable)
- (2) Quick adapter accessory (sold separately without MOQ)

Please refer to below table and online selection guide : [https://www.meanwell.com/upload/pdf/DC\\_plug.pdf](https://www.meanwell.com/upload/pdf/DC_plug.pdf)

Example quick adapter accessory:



☉ Optional DC plug: (Available in customized cable or quick adapter)

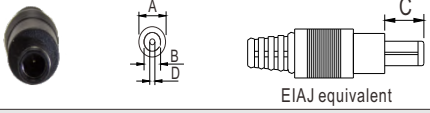
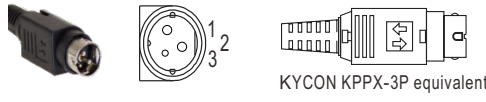
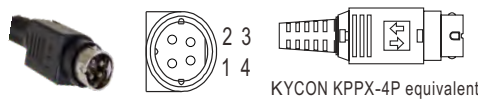
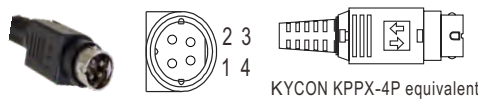
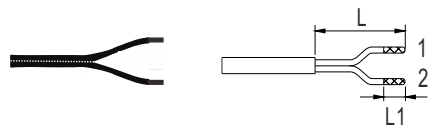
Tuning Fork Style		Type No.	A	B	C	Quick Adapter Accessory
			OD	ID	L	
	(Straight)	P1I	5.5	2.1	9.5	Available (Current rating: 7.5A max.)
		P1L	5.5	2.5	9.5	
	(Right-angled)	P1M	5.5	2.5	11.0	
		P1JR	5.5	2.1	9.5	
		P1LR	5.5	2.5	9.5	
		P1MR	5.5	2.5	11.0	
Barrel Style		Type No.	A	B	C	
			OD	ID	L	
	(Straight)	P2I	5.5	2.1	9.5	None
		P2J	5.5	2.1	11.0	
	(Right-angled)	P2L	5.5	2.5	9.5	
		P2M	5.5	2.5	11.0	
		P2IR	5.5	2.1	9.5	
		P2JR	5.5	2.1	11.0	
		P2LR	5.5	2.5	9.5	
		P2MR	5.5	2.5	11.0	
Lock Style		Type No.	A	B	C	
			OD	ID	L	
	Floating Locking SWITCHCRAFT original or equivalent	P2S(S761K)	5.53	2.03	12.06	None
		P2K(761K)	5.53	2.54	12.06	
		P2C(S760K)	5.53	2.03	9.52	
		P2D(760K)	5.53	2.54	9.52	
Min. Pin Style		Type No.	A	B	C	
			OD	ID	L	
	EIAJ equivalent	P3A	2.35	0.7	11.0	Available (Current rating: 5A max.)
		P3B	4.0	1.7	11.0	
		P3C	4.75	1.7	11.0	

File Name:GSM12E-SPEC 2022-06-21



12W AC-DC Reliable Green Medical Adaptor

**GSM12E** series

Center Pin Style	Type No.	A	B	C	D	Quick Adapter Accessory
		OD	ID	L	Center Pin	
 EIAJ equivalent	P4A	5.5	3.4	11.0	1.0	Available (Current rating: 7.5A max.)
	P4B	6.5	4.4	11.0	1.4	
	P4C	7.4	5.1	11.0	0.6	
Min. DIN 3 Pin with Lock (male)	Type No.	Pin Assignment		Available (Current rating: 7.5A max.)		
 KYCON KPPX-3P equivalent	R6B	PIN No.	Output			
		1	+Vo			
		2	-Vo			
 KYCON KPPX-4P equivalent	R7B	PIN No.	Output	Available (Current rating: 7.5A max.)		
		1	+Vo			
		2	-Vo			
 KYCON KPPX-4P equivalent	R7B	3	-Vo			
		4	+Vo			
		Pin Assignment		None		
Type No.	PIN No.	Output				
 Length of Land L1 by request (MW's standard length, L: 25 mm, L1: 10 mm)	by customer	1 (Ribbed)	+Vo			
		2 (Letter)	-Vo			

#### ■ Installation Manual

Please refer to : <http://www.meanwell.com/manual.html>

File Name:GSM12E-SPEC 2022-06-21

## We are here for you. Addresses and Contacts.

---

### Headquarter Switzerland:

Angst+Pfister Sensors and Power AG  
Thurgauerstrasse 66  
CH-8050 Zurich  
Phone +41 44 877 35 00  
[sensorsandpower@angst-pfister.com](mailto:sensorsandpower@angst-pfister.com)

### Office Germany:

Angst+Pfister Sensors and Power Deutschland GmbH  
Edisonstraße 16  
D-85716 Unterschleißheim  
Phone +49 89 374 288 87 00  
[sensorsandpower.de@angst-pfister.com](mailto:sensorsandpower.de@angst-pfister.com)

---

Scan here and get an overview of personal contacts!



[sensorsandpower.angst-pfister.com](https://sensorsandpower.angst-pfister.com)

---