



## 16.8 ~ 30W Power Adaptor with Charging Function

## GC30B series



## ■ Features :

- Charger for lead-acid batteries (flooded, Gel and AGM) and li-ion batteries (lithium iron and lithium manganese) (Note.1)
- Universal AC input / Full range
- 2 pole AC Inlet IEC320-C8
- Class II power (without earth pin)
- No load power consumption <1.0W
- Constant current and voltage(CC,CV mode)
- Suitable for continue load
- For high surge current equipment
- Protections: Short circuit / Overload / Over voltage / Over temp.
- 2 colors LED indicate for charging status
- Fully enclosed plastic case
- High reliability
- Approvals: UL / CUL / TUV / CB / FCC / CE
- 2 years warranty



## SPECIFICATION

ORDER NO.	GC30B-0P1J	GC30B-1P1J	GC30B-11P1J	GC30B-2P1J	GC30B-4P1J	GC30B-5P1J	GC30B-6P1J	
OUTPUT	SAFETY MODEL NO.	GC30B-0	GC30B-1	GC30B-11	GC30B-2	GC30B-4	GC30B-5	GC30B-6
	DC VOLTAGE SET AT Note.3	4.2V	5.6V	7.2V	8.4V	14.3V	16.8V	28.6V
	RATED CURRENT	4A	3.99A	3A	3A	2.09A	1.6A	1.04A
	CURRENT RANGE	0 ~ 4A	0 ~ 3.99A	0 ~ 3A	0 ~ 3A	0 ~ 2.09A	0 ~ 1.6A	0 ~ 1.04A
	RATED POWER	16.8W	22.38W	21.6W	25.2W	30W	27W	30W
	RIPPLE & NOISE (max.) Note.4	50mVp-p	50mVp-p	80mVp-p	80mVp-p	100mVp-p	100mVp-p	150mVp-p
	CHARGING VOLTAGE RANGE Note.5	3.6 ~ 4.4V	5 ~ 5.8V	6.5 ~ 7.5V	7.7 ~ 8.6V	13.5 ~ 14.5V	16 ~ 17V	27.1 ~ 28.8V
	LINE REGULATION Note.6	±1.0%	±0.5%	±0.5%	±0.5%	±0.5%	±0.5%	±0.5%
	LED INDICATOR	Green LED ON <150 ~ 200mA < Red LED ON						
SETUP, RISE, HOLD UP TIME	200ms, 50ms, 16ms at full load							
INPUT	VOLTAGE RANGE	90 ~ 264VAC 127 ~ 370VDC						
	FREQUENCY RANGE	47 ~ 63Hz						
	EFFICIENCY (Typ.)	55%	70%	74%	76%	78%	78%	80%
	AC CURRENT	1A / 100VAC						
	INRUSH CURRENT (max.)	40A / 230VAC						
LEAKAGE CURRENT(max.)	0.25mA / 240VAC							
PROTECTION	OVERLOAD	90 ~ 110% Constant current mode and over 300% pulsing mode Protection type : Constant current limiting, recovers automatically after fault condition is removed						
	OVER VOLTAGE	110 ~ 135% rated output voltage Protection type : Clamp by zener diode						
	OVER TEMPERATURE	IC1Tj130°C Protection type : Shut down o/p voltage, recovers automatically after temperature goes down						
ENVIRONMENT	WORKING TEMP.	0 ~ +50°C (Refer to output load derating curve)						
	WORKING HUMIDITY	20% ~ 90% RH non-condensing						
	STORAGE TEMP., HUMIDITY	-20 ~ +85°C, 10 ~ 95% RH						
	TEMP. COEFFICIENT	±0.03% / °C (0 ~ 50°C)						
SAFETY & EMC	VIBRATION	10 ~ 500Hz, 2G 10min./1cycle, period for 60min. each along X, Y, Z axes						
	SAFETY STANDARDS	UL60950-1, CSA22.2, EN60950-1 approved						
	WITHSTAND VOLTAGE	I/P-O/P:3KVAC						
	ISOLATION RESISTANCE	I/P-O/P:100M Ohms / 500VDC / 25°C / 70% RH						
	EMI CONDUCTION & RADIATION	Compliance to EN55014-1 class B, FCC part 15 Class B						
OTHERS	HARMONIC CURRENT	Compliance to EN61000-3-2,3						
	EMS IMMUNITY	Compliance to EN61000-4-2,3,4,5,6,11, light industry level, criteria A						
	DIMENSION	108*67*36mm (L*W*H)						
CONNECTOR	PACKING	309g; 54pcs / 19kg / CARTON						
	PLUG	Standard type P1J: 2.1φ * 5.5φ * 11mm, tuning fork type center positive for stock ; Other type available by customer requested						
NOTE	CABLE	Standard type 18Awg UL1185 6ft and 4ft for 4.2V~8.4V output only for stock ; Other type available by customer requested						
		1.Modification for charger specification may be required for different battery specification. Please contact battery vendor and MEAN WELL for details. 2.All parameters are specified at 230VAC input, rated load, 25°C 70% RH ambient. 3.DC voltage: The output voltage set at point measure by plug terminal & 0% load. 4.Ripple & noise are measured at 20MHz by using a 12" twisted pair terminated with a 0.1uf & 47uf capacitor. 5.Output charging voltage range is measured from 0% to 100% rated load. 6.Line regulation is measured from low line to high line at rated load.						

File Name:GC30B-SPEC 2016-01-07

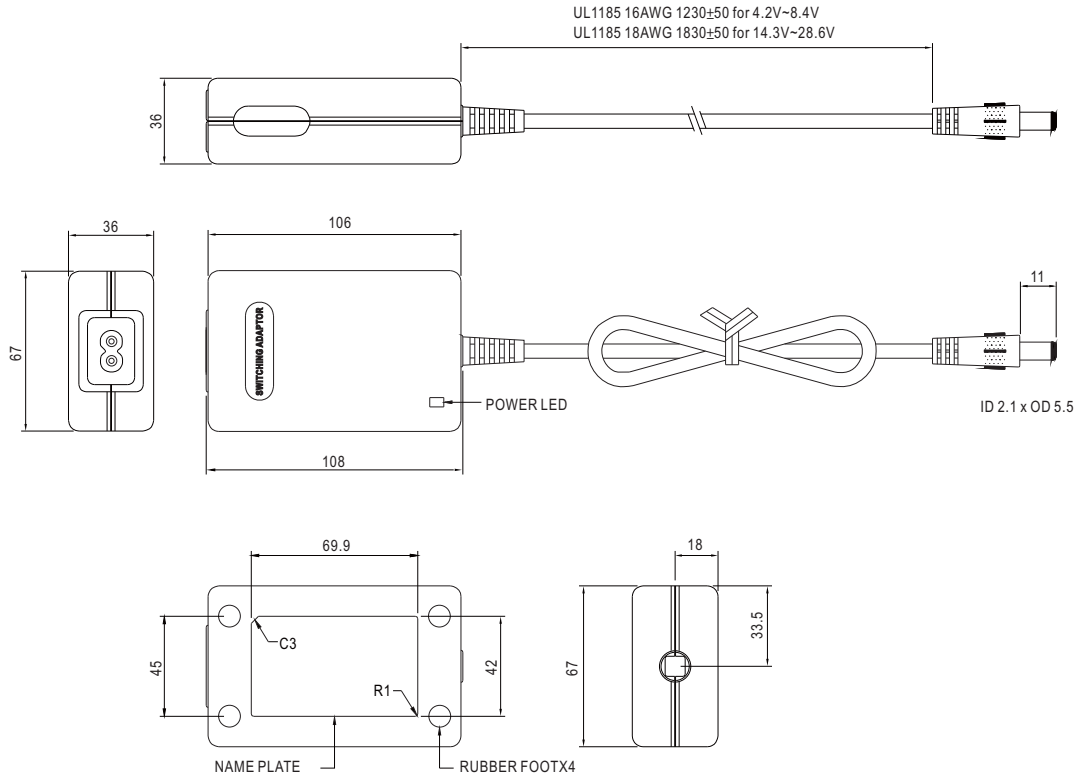


16.8 ~ 30W Power Adaptor with Charging Function

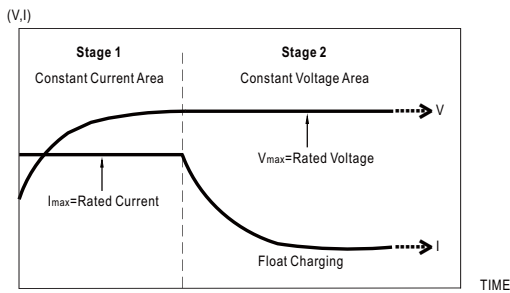
GC30B series

■ Mechanical Specification

Unit:mm



■ Charging Curve



Suitable for lead-acid batteries (flooded, Gel and AGM) and Li-ion batteries (lithium iron and lithium manganese)

■ LED Display

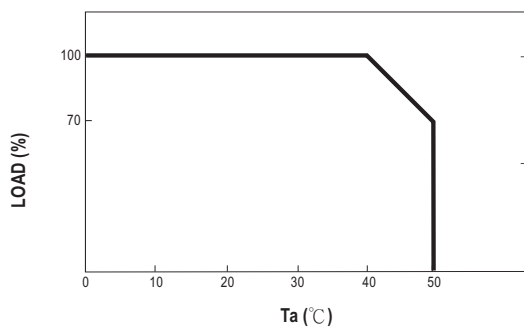
LED Status	Load Condition
Red	Charging
Green	Float Charging

■ Plug Assignment

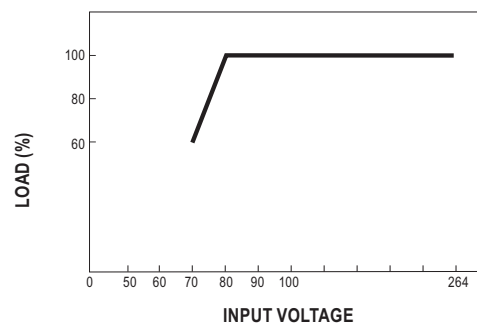
Standard plug: P1J (option)

P1J	
P/N	OUTPUT
CENTER	+

■ Derating Curve



■ Static Characteristics



File Name:GC30B-SPEC 2016-01-07

Headquarter Switzerland:  
Angst+Pfister Sensors and Power AG

Thurgauerstrasse 66  
CH-8050 Zurich  
Phone +41 44 877 35 00  
sensorsandpower@angst-pfister.com

Office Germany:  
Angst+Pfister Sensors and Power  
Deutschland GmbH  
Edisonstraße 16  
D-85716 Unterschleißheim  
Phone +49 89 374 288 87 0  
sensorsandpower.de@angst-pfister.com



## We are here for you. Addresses and Contacts.

### Sales Germany & Austria

Geometrical sensors  
Other products

Kurt Stritzelberger  
Phone +49 89 374 288 87 22  
kurt.stritzelberger@angst-pfister.com

Pressure sensors  
Other products

Gerhard Vetter  
Phone +49 89 374 288 87 26  
gerhard.vetter@angst-pfister.com

Gas sensors and modules

Peter Felder  
Phone +41 44 877 35 05  
peter.felder@angst-pfister.com

### Sales Switzerland & Liechtenstein

Postcode 3000 – 9999

Basil Frei  
Phone +41 44 877 35 18  
basil.frei@angst-pfister.com

Postcode 1000 – 2999

Christian Mohrenstecher  
Phone +41 76 444 57 93  
christian.mohrenstecher@angst-pfister.com

### Sales International Key Accounts

Peter Felder  
Phone +41 44 877 35 05  
peter.felder@angst-pfister.com

### Sales Other Countries / Product Management

Pressure Sensors  
Load Cells

Philipp Kistler  
Phone +41 44 877 35 03  
philipp.kistler@angst-pfister.com

Gas sensors  
Gas sensor modules

Dr. Thomas Clausen  
Phone +49 89 374 288 87 24  
thomas.clausen@angst-pfister.com

Flow / Level / Medical products

Dr. Adriano Pittarelli  
Phone +49 89 374 288 87 67  
adriano.pittarelli@angst-pfister.com

Power supplies

Sebastiano Leggio  
Phone +41 44 877 35 06  
sebastiano.leggio@angst-pfister.com

Linear position sensors  
Angle sensors

Eric Letsch  
Phone +41 44 877 35 14  
eric.letsch@angst-pfister.com

Accelerometers  
Sensor elements

Christoph Kleye  
Phone +49 89 374 288 87 61  
christoph.kleye@angst-pfister.com

Drive technology  
CH Postcode 5000 – 9999 / DE

Roman Homa  
Phone +41 76 444 00 86  
roman.homa@angst-pfister.com

Drive technology  
CH Postcode 1000 – 4999 / AT / IT / FR

Christian Mohrenstecher  
Phone +41 76 444 57 93  
christian.mohrenstecher@angst-pfister.com

Harald Thomas  
Phone +49 89 374 288 87 23  
harald.thomas@angst-pfister.com