

DATASHEET


SPD001G PRESSURE SENSOR

last update
September 29, 2016

Reference
SPD001G
spd001g n

page
1/1

This Smartec pressure sensor has a non compensated bridge output. This sensor has a range of 1 PSI gage type. Other ranges are on request. The output is bridge type and the power supply voltage is between 0 and 10 V.



Electrical Characteristics

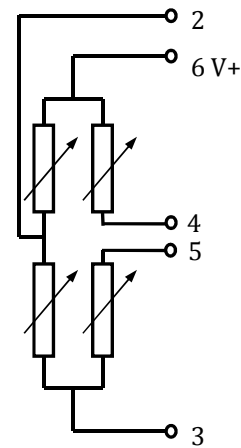
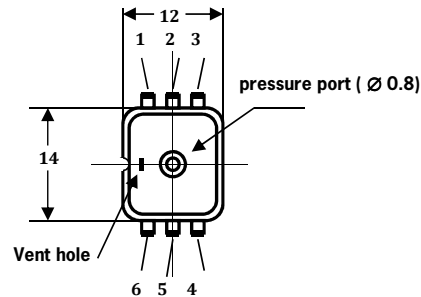
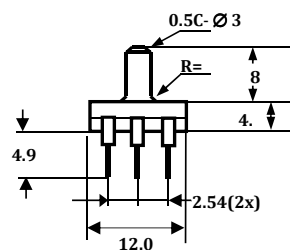
Performance Characteristic at $V_{cc} = 5V$ excitation @ 25 °C.

Parameter	Min	Typ	Max	Units
Supply Voltage	0	5	10	V
Supply Current	0	1.5	3.0	mA
Pressure range (fs)	0		1	PSI
Offset *)	-30	0	+70	mV
Span Output *)	35	70	100	mV
Linearity	-0.5		+0.5	%FS
Temp coeff offset*)		± 0.08		%FS/°C
Temp coeff Span	-0.1		-0.2	%FS/°C
Pressure overload			3x	
Operating temperature	-20		85	°C
Storage temperature	-40		125	°C

Wetted materials are: Glass, RTV, PPA and silicon

Bridge resistance 2.7 – 3.9 Kohm

*) Output is ratiometric to supply voltage



Internal circuit

Pin Description

Pin	Description
1	N.C.
2	Input +
3	Out -
4	Input -
5	Input -
6	Out +



We are here for you. Addresses and Contacts.

Headquarter Switzerland:

Angst+Pfister Sensors and Power AG
Thurgauerstrasse 66
CH-8050 Zurich
Phone +41 44 877 35 00
sensorsandpower@angst-pfister.com

Office Germany:

Angst+Pfister Sensors and Power Deutschland GmbH
Edisonstraße 16
D-85716 Unterschleißheim
Phone +49 89 374 288 87 00
sensorsandpower.de@angst-pfister.com

Scan here and get an overview of personal contacts!



sensorsandpower.angst-pfister.com
