


Analog Output Semiconductor Pressure Sensor


AP2 Series

Description

The AP2 pressure sensor series is composed of a silicon piezoresistive pressure sensing chip and a signal conditioning integrated circuit. The low-level signal from the sensing chip is amplified, temperature compensated, calibrated and finally converted to a high level analog output voltage that is proportional with the applied pressure. The AP2 series measures gauge pressure.



AP2*N



AP2*R

Features

- Amplified and temperature compensated analog output
- High accuracy $\pm 1.5\%$ FS
- Supply voltage 3.0, 3.3 & 5.0 Vdc
- Low supply current Max 2 mA at 3.3 Vdc
- Operating temperature -40 to 125°C
- Wide compensated temperature 0 to 85°C
- Pins & Package compatible with Fujikura's XFPM integrated pressure sensor
- Customization available

Applications

- Battery-operated Devices
- Medical Devices
- Industrial Pneumatic Devices
- Consumer Devices

✓ RoHS Compliant

Device Lineup

Model	Pin Direction	Pressure Type	Supply Voltage	Accuracy	Pressure Range										
					-100	-50	0	25	50	100	200	500	700	1000 kPa	
					(-15)	(-7)	(3)	(7)	(15)	(30)	(70)	(100)	(150) psi		
AP2	Normal or Opposite	Gauge	5.0 Vdc or 3.3 Vdc	$\pm 1.5\%$ FS											
			3.0 Vdc	$\pm 2.0\%$ FS	Same as the above										

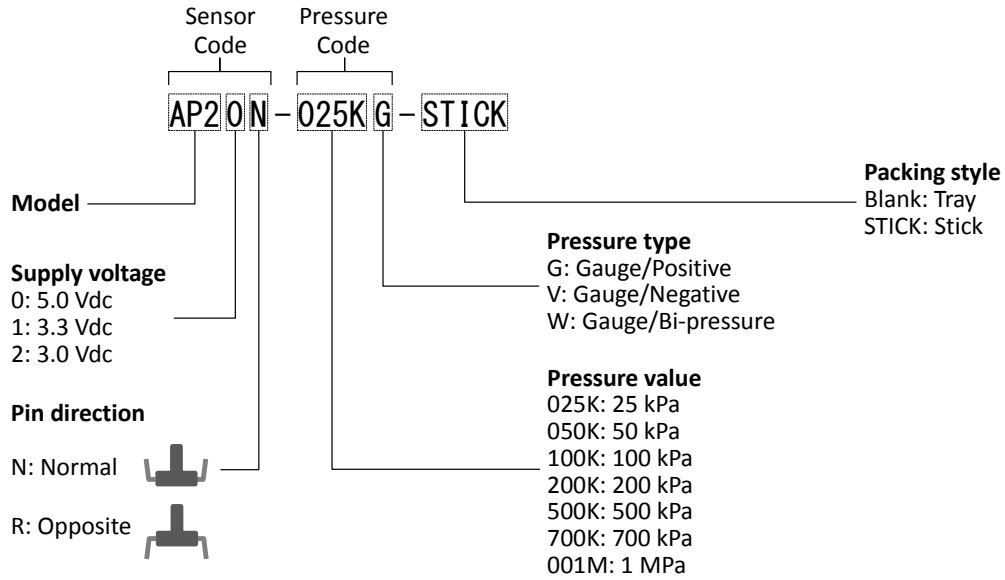
© 2013 Fujikura Ltd. All rights reserved.
This data sheet has a possibility to be revised without notice. This data sheet does not contain all information. Before designing, please ask us the specifications of this product.



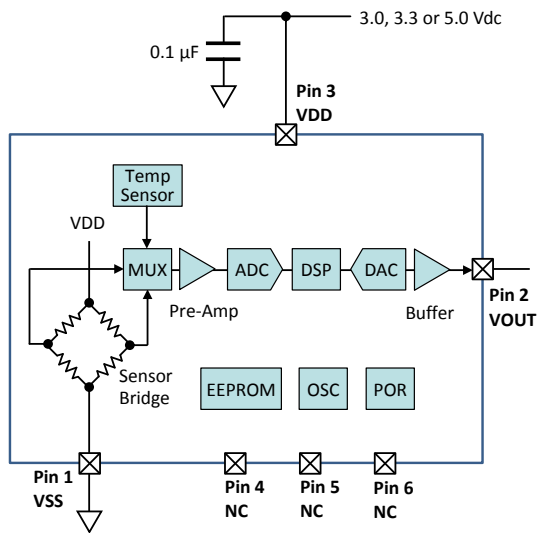
Analog Output Semiconductor Pressure Sensor

AP2 Series

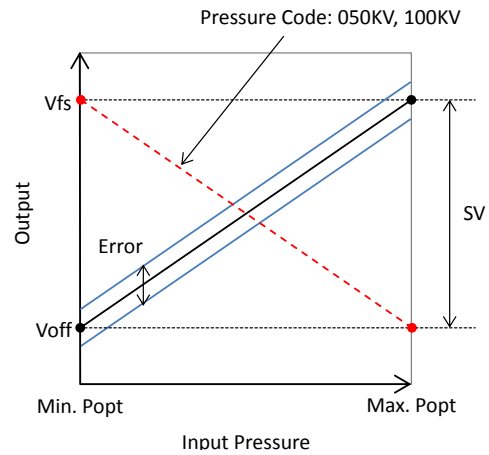
Device Name Code



Block Diagram



Output Characteristics



© 2013 Fujikura Ltd. All rights reserved.
 This data sheet has a possibility to be revised without notice. This data sheet does not contain all information. Before designing, please ask us the specifications of this product.



Analog Output Semiconductor Pressure Sensor

AP2 Series

Absolute Maximum Ratings

Item	Symbol	Rating	Unit
Supply Voltage	VDDmax	6	Vdc
Load Pressure	Pmax+	See Pressure Range Table	
Operating Temperature	Topt	-40 to +125	°C
Storage Temperature	Tstg	-40 to +125	°C

General Specifications

Item	Symbol	Sensor Code			Unit
		AP20*	AP21*	AP22*	
Supply Voltage	VDD	5.0±0.25	3.3±0.165	3.0±0.15	Vdc
Type of Pressure	-	Gauge pressure			
Pressure Media	-	Non-corrosive gases			
Compensated Temperature	-	0 to +85			°C
Operating Humidity	Hopt	30 to 85 (non-condensing)			%RH
Storage Humidity	Hstg	30 to 85 (non-condensing)			%RH

Pressure Range

Item	Symbol	Pressure Code										Unit
		025KG	050KG	100KG	200KG	500KG	700KG	001MG	050KV	100KV	100KW	
Absolute Maximum Load Pressure	Pmax+	+50	+100	+200	+400	+1000	+1400	+1500	+100	+200	+200	kPa
Measurement Pressure	Popt	Min.	0	0	0	0	0	0	-50	-100	-100	
		Max.	+25	+50	+100	+200	+500	+700	+1000	0	0	

Electrical Characteristics

Load resistor $R_L = \infty$, Ambient temperature $T_a = 25^\circ\text{C}$

Sensor Code	Item	Condition	Symbol	Rating			Unit	
				Min.	Typ.	Max.		
AP20* VDD = 5.0 Vdc	Offset Voltage	Min. Popt, 050KV & 100KV: Max. Popt	Voff	0.1325	0.2	0.2675	V	
	Full Scale Voltage	Max. Popt, 050KV & 100KV: Min. Popt	Vfs	4.6325	4.7	4.7675	V	
	Span Voltage	Min. to max. Popt	SV	-	4.5	-	V	
	Accuracy	0 to 85°C	Error	-1.5	-	+1.5	%FS	
					-0.0675	-	+0.0675	V
	Output Resolution		Vrso	-	2.5	-	mV	
	Supply Current		Ic	-	-	3	mAdc	
AP21* VDD = 3.3 Vdc	Offset Voltage	Min. Popt, 050KV & 100KV: Max. Popt	Voff	0.2595	0.3	0.3405	V	
	Full Scale Voltage	Max. Popt, 050KV & 100KV: Min. Popt	Vfs	2.9595	3.0	3.0405	V	
	Span Voltage	Min. to max. Popt	SV	-	2.7	-	V	
	Accuracy	0 to 85°C	Error	-1.5	-	+1.5	%FS	
					-0.0405	-	+0.0405	V
	Output Resolution		Vrso	-	1.7	-	mV	
	Supply Current		Ic	-	-	2	mAdc	
AP22* VDD = 3.0 Vdc	Offset Voltage	Min. Popt, 050KV & 100KV: Max. Popt	Voff	0.096	0.15	0.204	V	
	Full Scale Voltage	Max. Popt, 050KV & 100KV: Min. Popt	Vfs	2.796	2.85	2.904	V	
	Span Voltage	Min. to max. Popt	SV	-	2.7	-	V	
	Accuracy	0 to 85°C	Error	-2.0	-	+2.0	%FS	
					-0.054	-	+0.054	V
	Output Resolution		Vrso	-	1.5	-	mV	
	Supply Current		Ic	-	-	2	mAdc	
Common	Response Time	for reference	tr	-	1	-	msec.	
	Sampling Frequency		fs	-	1	-	kHz	
	Load Resistor	VOUT - VSS or VDD - VOUT	RL	2.5	-	-	kΩ	
	Load Capacitance	VOUT - VSS	CL	-	-	15	nF	

© 2013 Fujikura Ltd. All rights reserved.

This data sheet has a possibility to be revised without notice. This data sheet does not contain all information. Before designing, please ask us the specifications of this product.



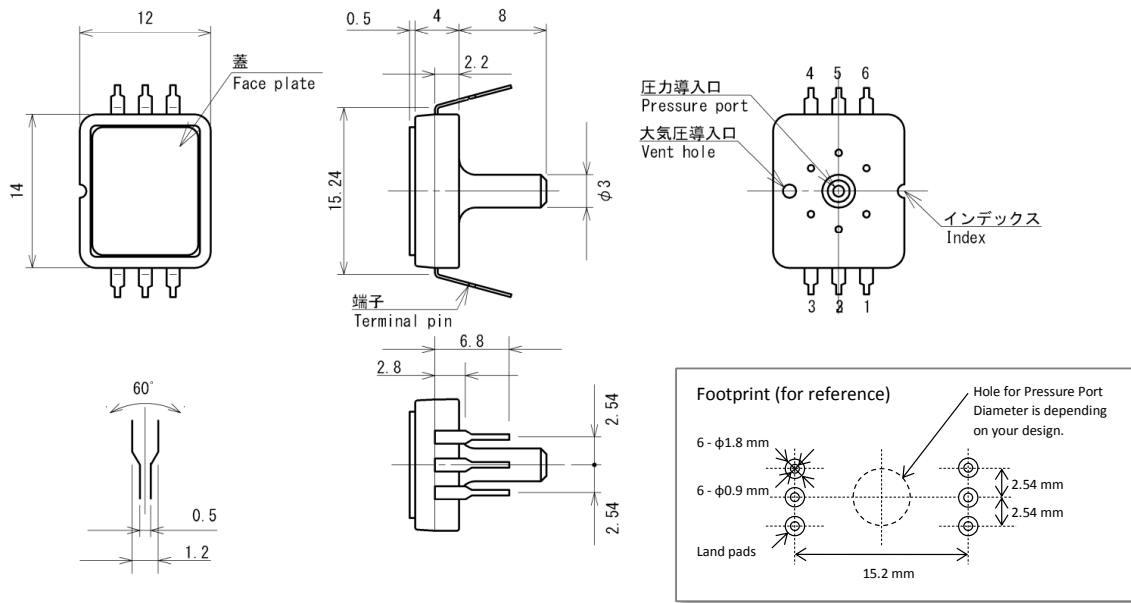
Analog Output Semiconductor Pressure Sensor

AP2 Series

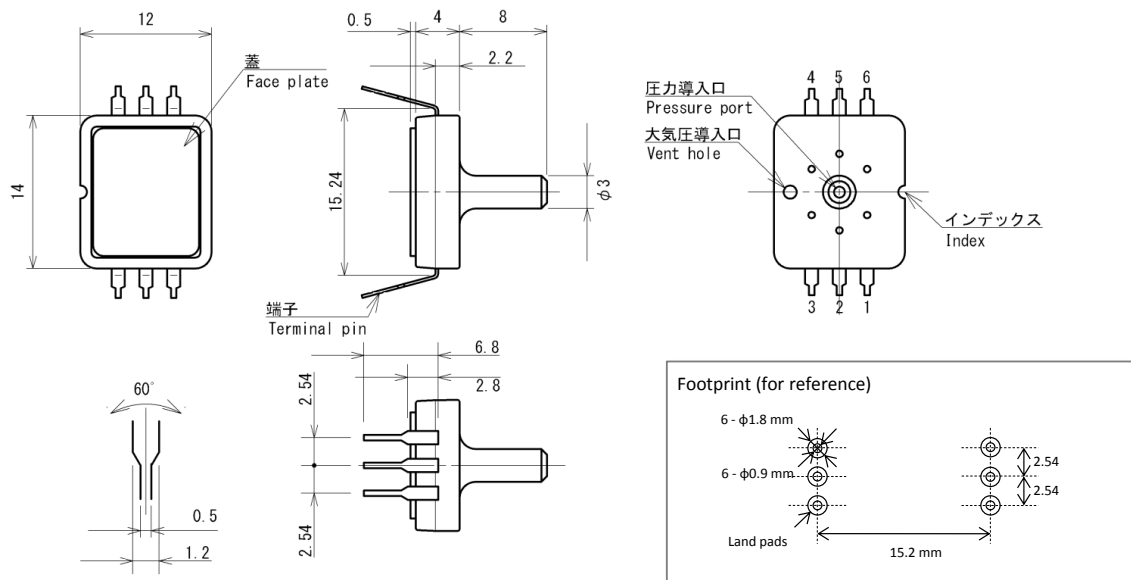
Package Dimensions

unit: mm

Sensor Code: AP2*N



Sensor Code: AP2*R



© 2013 Fujikura Ltd. All rights reserved.
This data sheet has a possibility to be revised without notice. This data sheet does not contain all information. Before designing, please ask us the specifications of this product.



Headquarter Switzerland:
Angst+Pfister Sensors and Power AG

Thurgauerstrasse 66
CH-8050 Zurich
Phone +41 44 877 35 00
sensorsandpower@angst-pfister.com

Office Germany:
Angst+Pfister Sensors and Power
Deutschland GmbH
Edisonstraße 16
D-85716 Unterschleißheim
Phone +49 89 374 288 87 0
sensorsandpower.de@angst-pfister.com



We are here for you. Addresses and Contacts.

Sales Germany & Austria

Geometrical sensors
Other products

Kurt Stritzelberger
Phone +49 89 374 288 87 22
kurt.stritzelberger@angst-pfister.com

Pressure sensors
Other products

Gerhard Vetter
Phone +49 89 374 288 87 26
gerhard.vetter@angst-pfister.com

Gas sensors and modules

Peter Felder
Phone +41 44 877 35 05
peter.felder@angst-pfister.com

Sales Switzerland & Liechtenstein

Postcode 3000 – 9999

Basil Frei
Phone +41 44 877 35 18
basil.frei@angst-pfister.com

Postcode 1000 – 2999

Christian Mohrenstecher
Phone +41 76 444 57 93
christian.mohrenstecher@angst-pfister.com

Sales International Key Accounts

Peter Felder
Phone +41 44 877 35 05
peter.felder@angst-pfister.com

Sales Other Countries / Product Management

Pressure Sensors
Load Cells

Philipp Kistler
Phone +41 44 877 35 03
philipp.kistler@angst-pfister.com

Gas sensors
Gas sensor modules

Dr. Thomas Clausen
Phone +49 89 374 288 87 24
thomas.clausen@angst-pfister.com

Flow / Level / Medical products

Dr. Adriano Pittarelli
Phone +49 89 374 288 87 67
adriano.pittarelli@angst-pfister.com

Power supplies

Sebastiano Leggio
Phone +41 44 877 35 06
sebastiano.leggio@angst-pfister.com

Linear position sensors
Angle sensors

Eric Letsch
Phone +41 44 877 35 14
eric.letsch@angst-pfister.com

Accelerometers
Sensor elements

Christoph Kleye
Phone +49 89 374 288 87 61
christoph.kleye@angst-pfister.com

Drive technology
CH Postcode 5000 – 9999 / DE

Roman Homa
Phone +41 76 444 00 86
roman.homa@angst-pfister.com

Drive technology
CH Postcode 1000 – 4999 / AT / IT / FR

Christian Mohrenstecher
Phone +41 76 444 57 93
christian.mohrenstecher@angst-pfister.com

Harald Thomas
Phone +49 89 374 288 87 23
harald.thomas@angst-pfister.com